



**SHEPPARTON & DISTRICT
CAR CLUB**

P.O. Box 804, Shepparton 3632
ABN 79 797508 209

Notice of Meeting...

When: Monday, March 6, 2017
Where: Terminus Hotel – Time: 7.00 pm

President:

Dallas Rundle

Mobile: 0417 502 483
ledfot@telstra.com

Vice President:

Justin Aylett

Mobile: 0413 900 755
kustom12@msn.com

Secretary/Treasurer:

Jim Hepworth

Mobile: 0438 344 512
home@hepworthandco.com.au

Special Events Organiser:

Ray Manson

Mobile: 0411 245 579
Phone: BH 03 5831 2866

Junior Development:

Darren King

0412 969063
Phone: AH 03 5821 0436
darrynking@mcmedia.com.au

Newsletter Contributions:

Andrew Russell

0407 438 793
Phone: AH 035825 3379
ardesign03@bigpond.com

twinCam twindesign

Ledfoot's Quickie...

Well it's that time of the year to dust off your dirt car and head out to the track.

The track committee has been working hard and the track is in great shape ready for hopefully a full year of racing if the rain gods are kind to us.

Remember to check out facebook and the club website for current club updates.

Justin is doing a great job trying to keep everyone well informed.

Cheers Dallas.

.....Y don't steam rollers roll steam ????

Competition report...

The years start for SDCC was with round 1 at DECA. It was off to a worring start with dark clouds over head, a rubber coated track and at 8:45 only 5 or 6 runners at the track. The tables turned quickly though with a total of 17 runners rolling through the gates. Things started slippery but as the day went on the track gripped up and times increased with the occasional shower just to mix it up.

The winners of the day were:

In A class was Stan Nixon, no one dared to take on the master in A class however he still pulled 11th outright

B class was Frank Garraway who was also uncontested but seemed to have a great day in his new car

C class was as usual a battle between justin and the Melton boys however a different outcome this time with lachy pulling some super times passing Justin and taking out the class win and 1st outright, with Justin taking 2nd outright it looks like the old blokes better pull their fingers out before the young generation takes over completely.

D class went to James Thompson ahead of Patrick Tyler.

E class was another single entrant, Jamie Hinz only had to battle with traction not another driver.

W class had 5 driver with Hagan taking the win in front of Andrew Russell.

J class was a good turnout, Brae Russell stepped up to the plate having a ball and taking the lead in his new turbo 4wd Tx3 over Josh in his new corona. Following was Brianny with her first drive in her new Fiesta then came Toby in his turbo 4wd bluebird. Some good cars growing in the juniors class.

Track Report...

Some changes have taken place at the track with Allan throwing down a concrete slab with some help from James and Justin at the main container to try and tidy up the area a bit followed by Justin and Greg Jaeschke loading up 4 tonnes of trailer onto Greg's truck and carting it off to future metals. Also Andrew and Graeme Currie or Dr Death as Andrew has named him have been out to kill all the weeds in sight.

Event Entries...

The entry system is changing in the club and from now on will be entered and paid prior to the event via the Cams online entry system. Lachy Melton has written an instructional sheet (see attached pages) and if you require more assistance either Lachy or Ray Manson can be contacted and will get you sorted. This system will be in place for our next event at Mooroopna on the 5th of March.

Thankyou...


A big thank you to Chris and Ted at Swan Hill for running a club chief and steward training day and to Shorty at Deni for

organizing assessment at their vcas round. Thanks to their help, Justin is now a CAMS Steward and Darren Bohm a Club Chief/ Clerk of Course. In the next month or two Justin and Darren will switch roles and be assessed for the opposite roles. The more people that can get these tickets, the more we can spread the load on officiating.

Upcoming Events...

5th March SDCC round 2 - Mooroopna
11-12th March SHSCC autocross
19th March DSCC round 2
19th March Mt Gambier VCAS round 3
25th March Winton Sprint round 2





- NORTH END -
BAKEHOUSE



How to use the CAMS online entry portal.

- How to setup the online CAMS portal (Only has to be done once).

Head to: <https://www.meecamsau.com> and Choose "Entrant Login".

① <https://www.meecamsau.com/login-redirect.php>



CAMSEventEntry

CAMSEventEntry access for entrants is now via the **CAMS Member Portal** on the CAMS homepage.

If you have a CAMS ID (licence number), you can login to the Portal using this ID number and your **Portal** password. If you have forgotten this password or never had one, click **Retrieve Your Password**.

If you are new to CAMS, first register to use the Portal and you will receive a CAMS ID number and temporary password, then you can login.

Your **CAMSEventEntry** entrant username and password are no longer needed.

If you have **CAMSEventEntry** as one of your browser favourites, change it to the CAMS home page.

Event organisers & clubs should click the Club button below and login to **CAMSEventEntry** in the usual way with their **CAMSEventEntry** club username and password.

Need help - call the CAMS helpdesk 1300 883 959.

Entrant Login

Club Login

This will then take you to the CAMS site. Use the “Member Login” section and enter your CAMS ID (Licence number) and member password.

www.cams.com.au



CONFEDERATION OF AUSTRALIAN MOTOR SPORT



HOME GET INVOLVED MOTOR SPORT MEDIA ABOUT CAMS SHOP

Entire website



1 2 3 4 5

> MEMBERS TO HELP WITH STUDY OF DRIVING ON PUBLIC ROADS AND MOTOR SPORT

The Australian Institute for Motor Sport Safety is surveying to see if motor sport relates to driving on

<https://www.cams.com.au/members/member-s>

Wolk MEMBER PORTAL

MEMBER LOGIN



RETRIEVE YOUR PASSWORD

NEW TO CAMS?

REGISTER HERE



WHAT CAN YOU DO IN THE MEMBER PORTAL?

- Update your details
- Renew your licence
- CAMS Event Entry
- training

Then go to “CAMS EVENT ENTRY”



HOME GET INVOLVED M

MEMBER SERVICES

MY LICENCES

PERSONAL DETAILS


CLUBS

UPDATE PASSWORD

CAMS EVENT ENTRY

Choose the “Go” option under CAMS EVENT ENTRY.

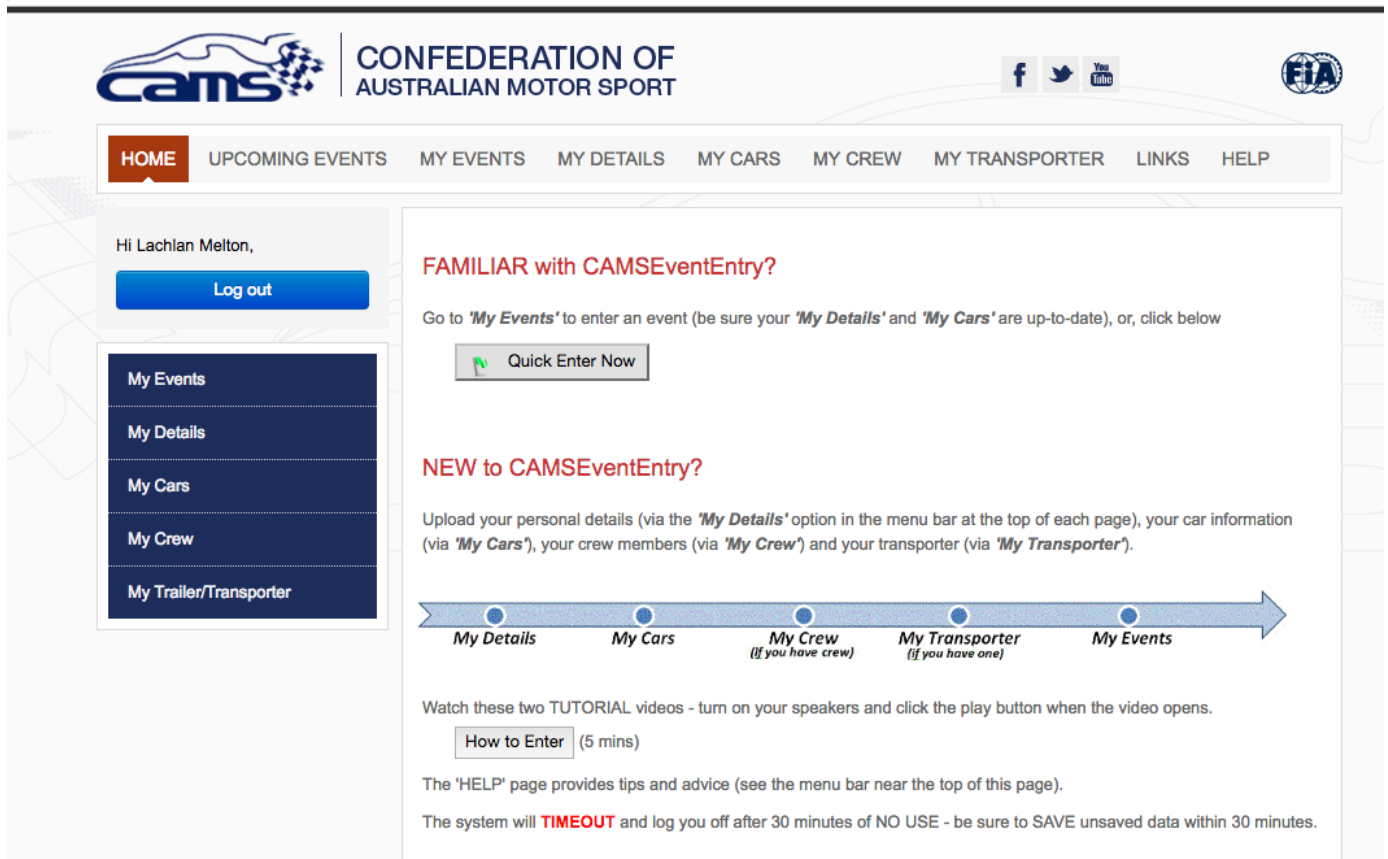
<https://www.cams.com.au/members/member-services/cams-event-entry>



The screenshot shows the CAMS Event Entry page. At the top, there is a navigation bar with the CAMS logo, the text "CONFEDERATION OF AUSTRALIAN MOTOR SPORT", and social media icons. Below this is a secondary navigation bar with links: HOME, GET INVOLVED, MOTOR SPORT, MEDIA, ABOUT, CAMS SHOP, and a search bar. On the left, a "MEMBER SERVICES" menu lists: MY LICENCES, PERSONAL DETAILS, CLUBS, UPDATE PASSWORD, and CAMS EVENT ENTRY (highlighted in orange). The main content area is titled "CAMS EVENT ENTRY" and includes a "My Licences" link and a "LOGOUT" link. A "GO" button is highlighted with a red box. Below the button, text explains that CAMS Event Entry (CEE) is a gateway to motor sport events and provides instructions on how to use it.

This will bring you to your Online Entry Portal. You should now be able to access this by going to: <https://www.meecamsau.com>. There is also an instructional information at the bottom of this page.

https://www.meecamsau.com/index.php?option=com_content&view=article&id=74&Itemid=101



The screenshot shows the CAMS Event Entry portal. At the top, there is a navigation bar with the CAMS logo, the text "CONFEDERATION OF AUSTRALIAN MOTOR SPORT", and social media icons. Below this is a secondary navigation bar with links: HOME, UPCOMING EVENTS, MY EVENTS, MY DETAILS, MY CARS, MY CREW, MY TRANSPORTER, LINKS, and HELP. On the left, a user profile for "Hi Lachlan Melton," is shown with a "Log out" button. Below the profile, a menu lists: My Events, My Details, My Cars, My Crew, and My Trailer/Transporter. The main content area is titled "FAMILIAR with CAMSEventEntry?" and includes a "Quick Enter Now" button. Below this, a section titled "NEW to CAMSEventEntry?" provides instructions on how to use the portal. A progress bar shows the steps: My Details, My Cars, My Crew (if you have crew), My Transporter (if you have one), and My Events. At the bottom, there are links to "How to Enter" (5 mins) and "The 'HELP' page" which provides tips and advice. A note states that the system will timeout and log the user off after 30 minutes of NO USE - be sure to SAVE unsaved data within 30 minutes.

You will then have to add any of the cars you would like to enter in an event under the “My Cars tab”

Secure | https://www.meecamsau.com/index.php?option=com_content&view=article&id=108&Itemid=480



CONFEDERATION OF
AUSTRALIAN MOTOR SPORT



HOME UPCOMING EVENTS MY EVENTS MY DETAILS MY CARS MY CREW MY TRANSPORTER LINKS HELP

Hi Lachlan Melton,

Log out

My Events

My Details

My Cars

My Crew

My Trailer/Transporter

My Cars (click a car to view details or edit or delete)

Add Car

Make	Model	Year	Colour
Toyota	Corolla	1986	White
Toyota	Corolla	1987	White
Toyota	Corolla	1986	White
Toyota	Corolla	1987	White

Enter all relevant car details and ensure to choose the correct class under “Motorkhana Autocross Khanacross Class * and SDCC, make sure you Save the details. The most important sections are; Car Make and Model, Preferred Race Number and Class.

AND/OR

Motorkhana Autocross

Khanacross Class *

NSW KC - Class H Production 4WD ATV (All Terrain Vehicles e.g. Polaris, Kawasaki & Yamaha)
NSW MK - Class H Production Vehicle Based Specials

SDCC - A (Standard up to 2000cc)
SDCC - B (Standard 2001cc and over)
SDCC - C (Modified up to 1600cc)
SDCC - D (Modified 1601cc up to 2000cc)
SDCC - E (Modified 2001cc and over)
SDCC - J (Juniors)
SDCC - L (Ladies)
SDCC - S (Specials and buggies)
SDCC - W (Production 4wd)

TAS Class A
TAS Class B



Save

For any members that would like to enter 2 drivers under the one entry, be sure to add them to your "Crew" under the "My Crew" tab.

https://www.meecamsau.com/index.php?option=com_content&view=article&id=107&Itemid=482



CONFEDERATION OF
AUSTRALIAN MOTOR SPORT



HOME UPCOMING EVENTS MY EVENTS MY DETAILS MY CARS MY CREW MY TRANSPORTER LINKS HELP

Hi Lachlan Melton,

Log out

My Events

My Details

My Cars

My Crew

My Trailer/Transporter

My Crew (click a person to view details or edit or delete)

Add Crew Member

Name

Log out

My Events

My Details

My Cars

My Crew

My Trailer/Transporter

Type

Primary Phone

Licence
Number

1103683

Add Crew Member

Pit Crew

Driver

Co-Driver

Navigator

Team Manager

Social

Official

Race Support Service

Enter the drivers last name and CAMS license number and the portal should automatically pull through their information after selecting "Import".



Import



Cancel

Add Driver

This searches the CAMS licence database. Insert the driver's last name and CAMS licence number and click 'Import' above.

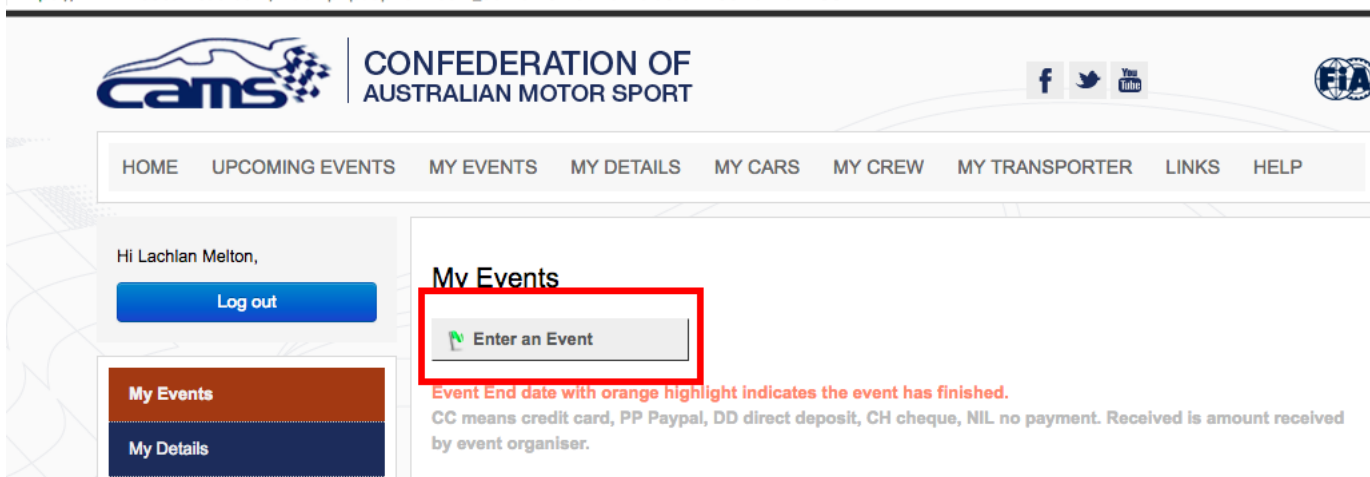
Last Name:

License Number:

- How to enter through the online CAMS portal

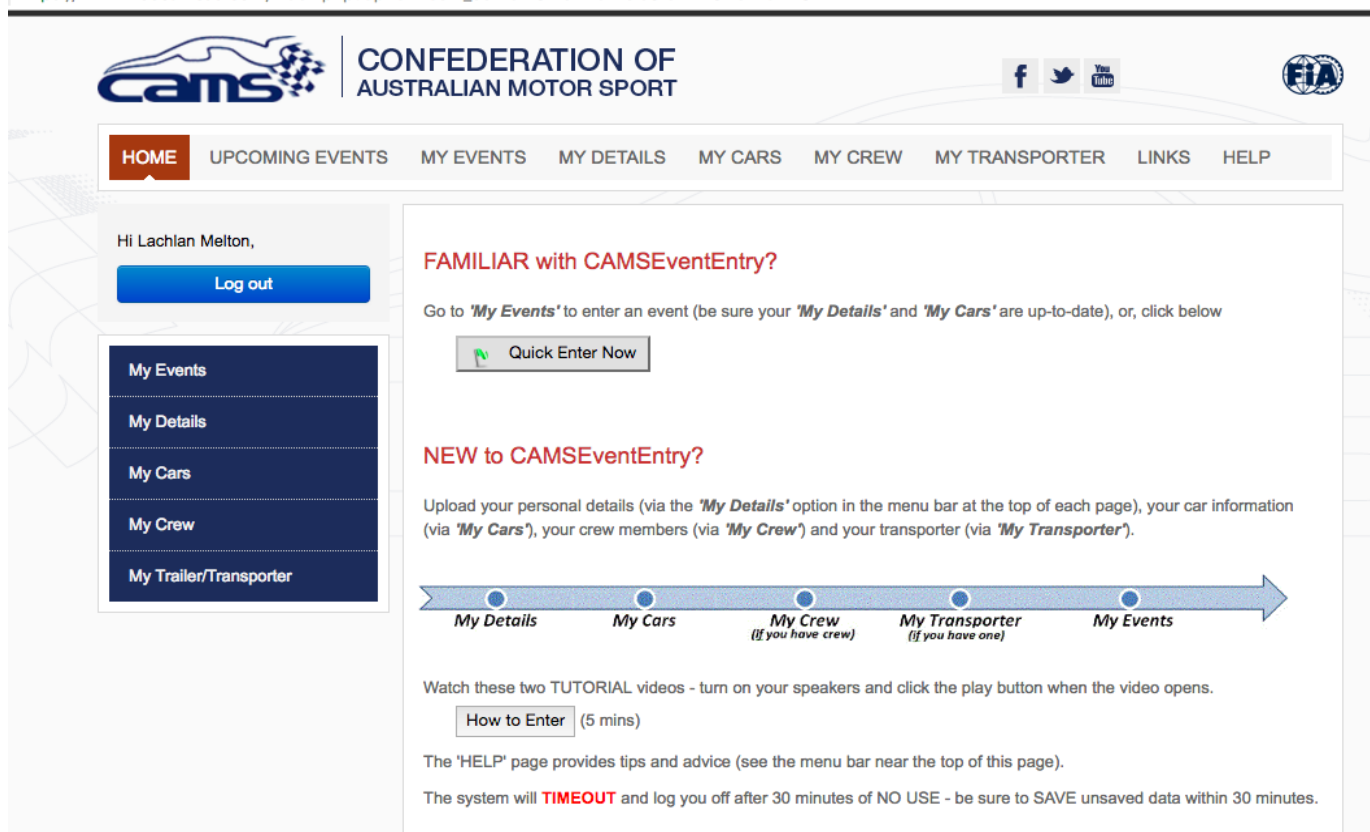
Head to: <https://www.meecamsau.com> , chose "Enter an Event" under the "My Events" tab or "Quick Enter Now" on the first page.

https://www.meecamsau.com/index.php?option=com_content&view=article&id=10&Itemid=483



The screenshot shows the CAMS Australian Motor Sport website. The header includes the CAMS logo, the text "CONFEDERATION OF AUSTRALIAN MOTOR SPORT", and social media icons for Facebook, Twitter, and YouTube. A navigation bar contains links: HOME, UPCOMING EVENTS, MY EVENTS, MY DETAILS, MY CARS, MY CREW, MY TRANSPORTER, LINKS, and HELP. On the left, a user greeting "Hi Lachlan Melton," is followed by a "Log out" button. Below this is a sidebar menu with "My Events" and "My Details". The main content area is titled "My Events" and features a button labeled "Enter an Event" which is highlighted with a red rectangular box. Below this button, a note states: "Event End date with orange highlight indicates the event has finished. CC means credit card, PP Paypal, DD direct deposit, CH cheque, NIL no payment. Received is amount received by event organiser."

https://www.meecamsau.com/index.php?option=com_content&view=article&id=74&Itemid=101



The screenshot shows the CAMS Australian Motor Sport website with the "FAMILIAR with CAMSEventEntry?" section. The header and navigation bar are identical to the previous screenshot. The left sidebar menu now includes "My Events", "My Details", "My Cars", "My Crew", and "My Trailer/Transporter". The main content area is titled "FAMILIAR with CAMSEventEntry?" and contains the text: "Go to 'My Events' to enter an event (be sure your 'My Details' and 'My Cars' are up-to-date), or, click below". Below this text is a button labeled "Quick Enter Now". Further down, the section "NEW to CAMSEventEntry?" provides instructions: "Upload your personal details (via the 'My Details' option in the menu bar at the top of each page), your car information (via 'My Cars'), your crew members (via 'My Crew') and your transporter (via 'My Transporter')." Below the text is a horizontal timeline diagram with five steps: "My Details", "My Cars", "My Crew (if you have crew)", "My Transporter (if you have one)", and "My Events". The diagram is represented by a blue arrow pointing right with dots above each step. At the bottom, it says: "Watch these two TUTORIAL videos - turn on your speakers and click the play button when the video opens." followed by a button labeled "How to Enter" with "(5 mins)" next to it. The final line of text states: "The 'HELP' page provides tips and advice (see the menu bar near the top of this page). The system will **TIMEOUT** and log you off after 30 minutes of NO USE - be sure to SAVE unsaved data within 30 minutes."

This will bring you to the entry page. Choose the correct event under the “Event” drop down.

Ensure to accept the event sup rugs and other disclaimers. Ensure to select the correct car and the correct driver.

https://www.meecamsau.com/index.php?option=com_content&view=article&id=14&Itemid=483

The screenshot shows the CAMS Australian Motor Sport website. The header includes the CAMS logo, the text 'CONFEDERATION OF AUSTRALIAN MOTOR SPORT', and social media icons for Facebook, Twitter, and YouTube. A navigation bar contains links: HOME, UPCOMING EVENTS, MY EVENTS, MY DETAILS, MY CARS, MY CREW, MY TRANSPORTER, LINKS, and HELP. A user greeting 'Hi Lachlan Melton,' is followed by a 'Log out' button. A sidebar menu lists 'My Events' (highlighted), 'My Details', 'My Cars', 'My Crew', and 'My Trailer/Transporter'. The main content area is titled 'Edit Entry' and includes a progress bar with five steps: STEP 1 (Select Event), STEP 2 (Select Car / Driver), STEP 3 (Select Crew (if you have any)), STEP 4 (Other Preferences (if you have any)), and STEP 5 (Confirm & Pay). Below the progress bar, STEP 1 is expanded, showing an 'Event *' dropdown menu and three checkboxes for accepting disclaimers: 'I have read and accept the Sup Regs', 'I have read and accept the CAMS Disclaimer', and 'I have read and accept the club Disclaimer'. Links to read each disclaimer are provided. STEP 2 is also expanded, showing 'Car *' and 'Driver *' dropdown menus, each with a 'Quick Add New' button. At the top of the main content area, there are 'Confirm & Pay' and 'Return to Pits' buttons.

If you have another Driver to enter in the event, Choose “Cross Entry (Same Car)” and select the correct car and driver.

This screenshot shows the 'Cross Entry' options. A red box highlights the 'Cross Entry (Same Car)' button. Below it is the 'Cross Entry (Same Driver)' button. The 'STEP 3 - Select Pit Crew (if required)' section shows a list of crew members with checkboxes, including 'Gregory Melton (driver)', and a 'Quick Add New Pit Crew' button. A note states: 'Emails will be sent automatically to the selected crew seeking their acceptance of the Sup Regs and Disclaimer.' The 'STEP 4 - Other Preferences (if required)' section includes input fields for 'Share garage with', 'Next to', and a 'Comments' text area. At the bottom, there are 'Confirm & Pay' and 'Return to Pits' buttons.

Select “Confirm & Pay”

Once you are on the next screen, choose the option of how you are going to pay for your entry after ensuring the entry fee is correct. Once done, ensure you pay for the event.

Hi Lachlan Melton,
[Log out](#)

[My Events](#)
[My Details](#)
[My Cars](#)
[My Crew](#)
[My Trailer/Transporter](#)

Entry Payment

You must select a payment option below. Otherwise this entry will NOT be lodged.

Event	
SDCC Khanacross Rn 2 2017	
Where & When	
Organising Club:	Shepparton And District Car Club Inc
Where:	Little Road Mooroopna Khanacross Track
Entries close:	05/03/2017
Event starts:	05/03/2017
Event ends:	05/03/2017
Who	
Entrant:	Lachlan Melton
Entry	
Car (driver):	Toyota Corolla (Lachlan Melton)
Extra Car (driver):	Toyota Corolla (Gregory Melton)
Seniors :	\$80
Total:	\$80
Amount Received:	\$0 (DD)
Amount Owing:	\$80

[Print Confirmation](#)

Payment Options (you **MUST select one of these options)**

[Credit or Debit Card](#) [Direct Deposit](#) [Cheque](#)

Direct deposit account: 013805 276467779
Address for cheque: PO Box 804 Shepparton Vic 3632

Your entry should now be in the “My Event” tab with you entry pending under the “Entry Status”. Once the event secretary has received your payment, your entry should be accepted under the “Entry Status” and you should receive an email confirming this. Any “Cross Entry” drivers will receive an email that they must reply to, if they accept the conditions.

https://www.meecamsau.com/index.php?option=com_content&view=article&id=10&Itemid=483



CONFEDERATION OF
AUSTRALIAN MOTOR SPORT



HOME UPCOMING EVENTS MY EVENTS MY DETAILS MY CARS MY CREW MY TRANSPORTER LINKS HELP

Hi Lachlan Melton,

Log out

My Events

My Details

My Cars

My Crew

My Events

Enter an Event

Event End date with orange highlight indicates the event has finished.

CC means credit card, PP Paypal, DD direct deposit, CH cheque, NIL no payment. Received is amount received by event organiser.

Event	Car	Driver	Event Start	Event End	Entry Date	Fee / Received	Entry Status	Actions
SDCC Khanacross Rn 2 2017	Toyota Corolla	Lachlan Melton	05/03/17	05/03/17	16/02/17	\$80 DD \$0	Pending	Edit Remove

Once the car details have been added, they should not need to be re added again. Just enter the event and choose the correct car and number.

Any questions? Email Lachlan Melton on mrmelton123@gmail.com